


Revision No. 1	Page 1 of 3	Technical Definition Low Cycle Fatigue Test – Inconel 718
		
Kit 9-1 2018 for IRR		

You shall respect the HSE policy of your laboratory for each performed test.

Instructions to participant laboratories

Please read these instructions carefully BEFORE starting the tests.


- Three blanks (Ø25x130mm) are tested by operator.
In case of :
 - loss or deterioration of PTP sample(s) please contact your sponsor for replacement kit.
 - exclusion of a test specimen results by yourself, you shall provide a short root cause analysis.
- The participants are free to choose the specimen geometry. The used size and shape has to be reported.

The tests shall be performed respecting the following conditions:

- One operator only
- One testing machine only
- Tests performed in sequence

- The tests are to be performed in accordance with the **ASTM E606-12** and the below requirements and test conditions:

Test specification	ASTM E606-12
Temp. (°C)	550
Ratio	0
Strain control	
Wave form	Triangular
Frequency (Hz)	0,5
Mean strain	0.35%
Strain amplitude	0.35%
Load control	
Switch to stress control	15 000 cycles
Condition for mode switch is: plastic strain range < 0.01%	
Use the stress levels which are reached in stabilized strain controlled mode	
Wave form	Sinusoidal
Frequency	5 Hz
N stop (cycles)	Until failure

Revision No. 1	Page 2 of 3	Technical Definition Low Cycle Fatigue Test – Inconel 718
		
Kit 9-1 2018 for IRR		

4. Each participant is required to report the below parameters :


Characteristic	Unit	Significant digits	Mandatory / Not mandatory	Evaluated Yes/no
Diameter	mm	X,XX	Mandatory	No
Gage length	mm	XX,XX	Mandatory	No
Max imposed strain	%	X,X	Mandatory	No
Alternate imposed strain	%	X,XX	Mandatory	No
Frequency	Hz	X,XXX	Mandatory	No
Strain rate	%/sec	X,X	Mandatory	No
Modulus before starting the test	MPa	XXXXXX	Mandatory	No
First cycle				
Modulus E2	MPa	XXXXXX	Mandatory	Yes
Modulus E1	MPa	XXXXXX	Mandatory	Yes
Max stress	MPa	XXXX,X	Mandatory	Yes
Min stress	MPa	XXX,X	Mandatory	Yes
Stress range	MPa	XXXX,X	Mandatory	Yes
Total strain range	%	X,XXX	Mandatory	No
Plastic strain range	%	X,XXX	Mandatory	No
Elastic strain range	%	X,XXX	Mandatory	No
Mid life				
Number of cycles	cycles	XXXXX	Mandatory	No
Modulus E2	MPa	XXXXXX	Mandatory	Yes
Modulus E1	MPa	XXXXXX	Mandatory	Yes
Max stress	MPa	XXXX,X	Mandatory	Yes
Min stress	MPa	XXX,X	Mandatory	Yes
Stress range	MPa	XXXX,X	Mandatory	Yes
Total strain range	%	X,XXX	Mandatory	No
Plastic strain range	%	X,XXX	Mandatory	No
Elastic strain range	%	X,XXX	Mandatory	No
Cycles to crack initiation NA (5% load drop of stabilized upper stress level)	cycles	XXXXX	Mandatory	No
Cycles NR 75%	cycles	XXXXX	Mandatory	No
Cycles NF	cycles	XXXXX	Mandatory	Yes
Failure location	N/A	N/A	Mandatory	No

NF will be analysed according to algorithm A (ISO 13528-2015) - based on the logarithm of the number of cycles – and evaluated using z-score.

All other evaluated characteristics will be analysed according to the algorithm A and S (ISO 13528 – 2015) and evaluated using z-score.

5. Testing shall start as soon as test specimens are received.

Instructions for submission of results : when you have performed your tests, please contact info@ptpscheme.com or marie-caroline.fages@ptpscheme.com

Revision No. 1	Page 3 of 3	Technical Definition Low Cycle Fatigue Test – Inconel 718
		
Kit 9-1 2018 for IRR		

6. To ensure the confidential treatment of your results in the final report, you will be allocated a unique identity number when you register for the program.
7. Collusion and falsification of your PTP results are totally forbidden.
8. The tested specimens do not need to be sent back to PTP.

REVISION HISTORY

Issue Date	Issue N°	Changes
01/07/2019	1	Document creation