


Revision No. 2	Page 1 of 3	Technical Definition Tensile Strength on Fasteners E Z6CNT25
		
Kit 12-4-2020 PTP Metallic		

You shall respect the HSE policy of your laboratory for each performed test.

Please read these instructions carefully BEFORE starting the tests.

- Five specimens (\emptyset 0,25 x 1,75 inch, \emptyset 6,35 x 44,5 mm) are supplied to each participant – 5 results must be provided.
If one result is missing your test will be considered as an outlier. A RCA shall be completed.
- No additional machining of specimens is required.
- All tests are to be performed in accordance with the methods of **NASM 1312-8 Revision 2 (2011)**.

Temperature : Room Temperature

Load rate control: In accordance with your laboratory's test procedure.

Nominal Diameter : 6,35 mm (0,2500 inch)

Shank area at nominal diameter : 31,6774 mm², (0,0491 inch²)


The tests shall be performed respecting the following conditions:

- One operator only
- One testing machine only
- Tests performed in sequence

- The following information is to be reported:

Characteristic	Unit	Significant digits	Mandatory / Not mandatory	Evaluated Yes/no
Machine type (Hydraulic or Electro Mechanical)	N/A	N/A	Mandatory	No
Load cell	kN	XX,X	Mandatory	No
Tensile load rate	min ⁻¹	X,XX	Mandatory	No
Specimen diameter	mm	X,XX	Mandatory	No
Tooling type (nuts or test retainer)	N/A	N/A	Mandatory	No
Failure load	daN	XXXX	Mandatory	Yes
Ultimate Tensile Strength based on the nominal area	MPa	XXXX,X	Mandatory	Yes
Fracture location	N/A	N/A	Mandatory	No

All evaluated characteristics will be analysed according to the algorithm A and S (ISO 13528 – 2015) and evaluated using z-score.

Revision No. 2	Page 2 of 3	Technical Definition Tensile Strength on Fasteners E Z6CNT25
		
Kit 12-4-2020 PTP Metallic		


5. Testing shall start **as soon as test specimens are received**. Please contact the following e-mail address for any technical or administrative query.

Submission date :	June 1st, 2020
Technical and administrative support :	info@ptpscheme.com

6. Instructions for submission of results are detailed on the website:

<https://ptpscheme.com>

7. To ensure the confidential treatment of your results in the final report, you will be allocated a unique identity number when you register for the program.
8. Collusion and falsification of your PTP results are totally forbidden. In case of identification or suspicion of collusion or falsification, the laboratory will be excluded from the program and the sponsors will be immediately informed. The sponsors could ask you proofs of your records and analyses, so be sure to conserve data, curves and specimens.
9. The tested specimens do not need to be sent back to the PTP office.

Revision No. 2	Page 3 of 3	Technical Definition Tensile Strength on Fasteners E Z6CNT25
		
Kit 12-4-2020 PTP Metallic		

APPENDIX : Instructions for IRR participation

The Internal Round Robin participation (IRR) is **optional** and **independent** from your PTP participation.

Confidentiality : The IRR results and reports are confidential and only accessible by your laboratory. They are not shared with the scheme sponsors or any other accreditation or certification bodies.

The extra samples shall be tested according to the following table:

	Operator 1	Operator 2	Operator 3	Operator 4	Operator X
Test machine 1	PTP kit (5 samples)	3 samples	3 samples	3 samples	3 samples
Test machine 2	3 samples				
Test machine 3	3 samples				
Test machine Y	3 samples				

Operator 1 (OP1) is to be the most experienced operator currently conducting tests on a regular basis and shall perform tests on all machines (TM1, TM2, TM3...)

Test Machine 1 (TM 1) is to be the most utilised machine for this test in your laboratory and shall be tested by all operators (OP1, OP2, OP3...)

Example: A laboratory has 2 operators and 3 test machines. They receive a PTP kit and 9 extra specimens.

Operator 1 shall test the PTP kit on TM1, 3 specimens on TM2 and 3 specimens on TM3.

Operator 2 shall test 3 specimens on TM1.

The IRR results have to be submitted on a separate results form available on the PTP website.

The identification of operators and test machines you provide will appear on the IRR final report. These identifications will not be seen by other laboratories.

The IRR results will be classified against the acceptance classes of the kit 12-4-2020.

Reminder: Laboratories are not permitted to switch specimens between the PTP kit and IRR samples. The traceability of the samples will be checked during the evaluation. Laboratories found to have switched samples will invalidate their PTP participation.

REVISION HISTORY

Issue Date	Issue N°	Changes
07/01/2020	1	Document creation
24/03/2020	2	Modification of the results submission date