


Revision No. 1	Page 1 of 3	Technical Definition Dynamic Mechanical Analysis test Carbon Fiber Composite
		
Kit DMA PTP 2022		

You shall respect the HSE policy of your laboratory for each performed test.

Instructions to participant laboratories

Please read carefully these instructions BEFORE starting the tests.

- Five specimens (40 x 10 x 2,0 mm) are supplied to each participant – 5 results must be provided.

If one result is missing, your test will be considered as an outlier. A RCA shall be completed.

PC and PES calibrants for AITM 1-0003 can be ordered separately on the PTP website, section “SQ scheme”.

- The specimens have to be dried during 1 week at 105 °C.
- All tests have to be performed at room temperature in accordance with the requirements of **EN 6032 (2015)** and **AITM 1-0003 issue 3**.

The tests shall be performed respecting the following conditions:


- One operator only
- One testing machine only
- Tests performed in sequence

A 2-point calibration is mandatory.

- Tests shall be performed under single cantilever geometry at **1 Hz** frequency, **15 µm** total amplitude (peak to peak) and to **5 °C/min** temperature increase from room temperature to **280°C**.
- The following information need to be reported:

Characteristic	Unit	Significant digits	Mandatory / Not mandatory	Evaluated Yes/no
Model and brand of the DMA apparatus	N/A	N/A	Mandatory	No
Specimen dimensions	mm	X,XX	Mandatory	No
Holding technique	N/A	N/A	Mandatory	No
Tg-onset (logarithm scale)	°C	XXX,X	Mandatory	Yes
Tg-loss (defined as the temperature where the diagram loss modulus versus temperature has its maximum)	°C	XXX,X	Mandatory	Yes
Tg-peak (defined as the temperature where the diagram tanδ (damping) versus temperature has its maximum)	°C	XXX,X	Mandatory	Yes
Upload of the official test report	N/A	N/A	Mandatory	No

All evaluated characteristics will be analysed according to the algorithm A and S (ISO 13528 – 2015) and evaluated using z-score.

Revision No. 1	Page 2 of 3	Technical Definition Dynamic Mechanical Analysis test Carbon Fiber Composite
		
Kit DMA PTP 2022		


6. Testing shall start **as soon as test specimens are received**. Please contact the following e-mail address for any technical or administrative query.

Shipment date from	January 2022
Submission date :	May 1st, 2022
Technical and administrative support :	info@ptpscheme.com

7. Instructions for submission of results are detailed on the website:

<https://ptpscheme.com/>

8. To ensure the confidential treatment of your results in the final report, you will be allocated a unique identity number when you register for the program.
9. Collusion and falsification of your PTP results are totally forbidden. In case of identification or suspicion of collusion or falsification, the laboratory will be excluded from the program and the sponsors will be immediately informed. The sponsors could ask you proofs of your records and analyses, so be sure to conserve data, curves and specimens.
10. The tested specimens do not need to be sent back to PTP.

Revision No. 1	Page 3 of 3	Technical Definition Dynamic Mechanical Analysis test Carbon Fiber Composite
		
Kit DMA PTP 2022		

APPENDIX : Instructions for IRR participation

The Internal Round Robin participation (IRR) is **optional** and **independent** from your PTP participation. Confidentiality : The IRR results and reports are confidential and only accessible by your laboratory. They are not shared with the scheme sponsors or any other accreditation or certification bodies.

The extra samples shall be tested according to the following table:

	Operator 1	Operator 2	Operator 3	Operator 4	Operator X
Test machine 1	PTP kit (5 samples)	3 samples	3 samples	3 samples	3 samples
Test machine 2	3 samples				
Test machine 3	3 samples				
Test machine Y	3 samples				

Operator 1 (OP1) is to be the most experienced operator currently conducting tests on a regular basis and shall perform tests on all machines (TM1, TM2, TM3...)

Test Machine 1 (TM 1) is to be the most utilised machine for this test in your laboratory and shall be tested by all operators (OP1, OP2, OP3...)

Example: A laboratory has 2 operators and 3 test machines. They receive a PTP kit and 9 extra specimens.

Operator 1 shall test the PTP kit on TM1, 3 specimens on TM2 and 3 specimens on TM3.

Operator 2 shall test 3 specimens on TM1.

The IRR results have to be submitted on a separate results form available on the PTP website.

The identification of operators and test machines you provide will appear on the IRR final report. These identifications will not be seen by other laboratories.

The IRR results will be classified against the acceptance classes of the kit DMA-2022.

Reminder: Laboratories are not permitted to switch specimens between the PTP kit and IRR samples. The traceability of the samples will be checked during the evaluation. Laboratories found to have switched samples will invalidate their PTP participation.

REVISION HISTORY

Issue Date	Issue N°	Changes
03/12/2021	1	Document creation