


Revision No. 2	Page 1 of 3	Technical Definition Differential Scanning Calorimetry Carbon Fiber Composite
		
Kit DSC PTP 2022		

You shall respect the HSE policy of your laboratory for each performed test.

Instructions to participant laboratories

Please read carefully these instructions BEFORE starting the tests.

- One specimen (20 x 10 x 2,0 mm) is supplied to each participant – 5 results must be provided. If one result is missing, your test will be considered as an outlier. A RCA shall be completed.
- The specimens have to be dried during 48 hours (0/+10) at 70°C (+/- 3), kept in controlled conditions and tested within the next 8 hours after the drying.
- All tests have to be performed at room temperature in accordance with the requirements of **EN ISO 11357 (2020)** or **AITM 3-0008 issue 1**.

The tests shall be performed respecting the following conditions:

- One operator only
- One testing machine only
- Tests performed in sequence


Additional information:

- Heating temperature : **10°C/min**, from ambient temperature to 310°C.
- For ΔH_{100} calculation :
 - Resin content is 48 %
- It is forbidden to perform the test from a powder

- The following information need to be reported:

Characteristic	Unit	Significant digits	Mandatory / Not mandatory	Evaluated Yes/no
Specimen mass	mg	XX,X	Mandatory	No
Reaction enthalpy ΔH	J/g	XX,X	Mandatory	No
Reaction enthalpy corrected to 100 % resin content : ΔH_{100}	J/g	XX,X	Mandatory	Yes
Temperature Onset of the reaction – first transition	°C	XXX,X	Mandatory	Yes
Temperature Onset of the reaction – second transition	°C	XXX,X	Mandatory	Yes
Temperature Peak on the cured specimens as defined on the EN ISO 11357	°C	XXX,X	Mandatory	Yes
Glass Transition Temperature T_g (use mid-point method as described in AITM 3-0002)	°C	XXX,X	If detected	Yes
Upload of the official test report	N/A	N/A	Mandatory	No

All evaluated characteristics will be analysed according to the algorithm A and S (ISO 13528 – 2015) and evaluated using z-score.

Revision No. 2	Page 2 of 3	Technical Definition Differential Scanning Calorimetry Carbon Fiber Composite
		
Kit DSC PTP 2022		


5. Testing shall start **as soon as test specimens are received**. Please contact the following e-mail address for any technical or administrative query.

Shipment date from	January 2022
Submission date :	May 1st, 2022
Technical and administrative support :	info@ptpscheme.com

6. Instructions for submission of results are detailed on the website:

<https://ptpscheme.com/>

7. To ensure the confidential treatment of your results in the final report, you will be allocated a unique identity number when you register for the program.
8. Collusion and falsification of your PTP results are totally forbidden. In case of identification or suspicion of collusion or falsification, the laboratory will be excluded from the program and the sponsors will be immediately informed. The sponsors could ask you proofs of your records and analyses, so be sure to conserve data, curves and specimens.
9. The tested specimen does not need to be sent back to PTP.

Revision No. 2	Page 3 of 3	Technical Definition Differential Scanning Calorimetry Carbon Fiber Composite
		
Kit DSC PTP 2022		

APPENDIX : Instructions for IRR participation

The Internal Round Robin participation (IRR) is **optional** and **independent** from your PTP participation. Confidentiality : The IRR results and reports are confidential and only accessible by your laboratory. They are not shared with the scheme sponsors or any other accreditation or certification bodies.

The extra samples shall be tested according to the following table:

	Operator 1	Operator 2	Operator 3	Operator 4	Operator X
Test machine 1	PTP kit (1 sample)	1 sample	1 sample	1 sample	1 sample
Test machine 2	1 sample				
Test machine 3	1 sample				
Test machine Y	1 sample				

Operator 1 (OP1) is to be the most experienced operator currently conducting tests on a regular basis and shall perform tests on all machines (TM1, TM2, TM3...)

Test Machine 1 (TM 1) is to be the most utilised machine for this test in your laboratory and shall be tested by all operators (OP1, OP2, OP3...)

Example: A laboratory has 2 operators and 3 test machines. They receive a PTP kit and 3 extra specimens.

Operator 1 shall test the PTP kit on TM1, 1 specimen on TM2 and 1 specimen on TM3.

Operator 2 shall test 1 specimen on TM1.

The IRR results have to be submitted on a separate results form available on the PTP website.

The identification of operators and test machines you provide will appear on the IRR final report. These identifications will not be seen by other laboratories.

The IRR results will be classified against the acceptance classes of the kit DSC-2022.

Reminder: Laboratories are not permitted to switch specimens between the PTP kit and IRR samples. The traceability of the samples will be checked during the evaluation. Laboratories found to have switched samples will invalidate their PTP participation.

REVISION HISTORY

Issue Date	Issue N°	Changes
16/11/2021	1	Document creation
21/01/2022	2	Update on § 4 (Onset temperature)