


Revision No. 1	Page 1 of 3	<b>Technical Definition</b>  Salt spray – Corrosion - Aluminium panels
		
<b>Kit 7-2-2022 PTP Metallic</b>		

You shall respect the HSE policy of your laboratory for each performed test.

### ***Instructions to participant laboratories***

**Please read these instructions carefully BEFORE starting the tests.**

1. 4 specimens (80 x 125 x 1 mm) are supplied to each participant – 4 results must be provided. If one result is missing your test will be considered as an outlier. A RCA shall be completed.
2. No additional machining of specimens is required
3. Each participant is required to determine the corrosion of each specimen as indicated below:

#### **Salt spray test**

Salt spray test shall be performed in accordance with **ISO 9227 (2017)** with a **500 hours** exposure.

Intermediate controls shall be performed after **48 hours, 168 hours and 336 hours**. After 500 hours, final observations shall be carried out and pictures will be taken. Results form has to be completed with the counted pits numbers and pictures shall be uploaded.

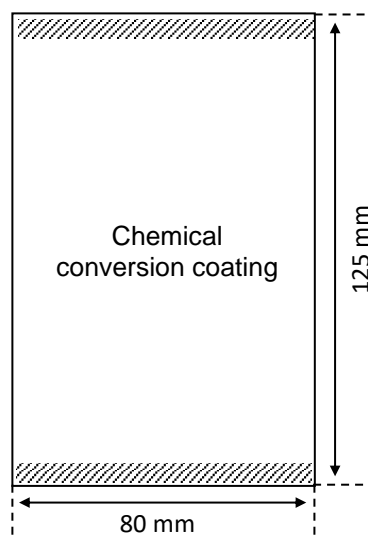
For this corrosion test please consider the below pit definition for the pit counting.


Pit definition: pitting with the presence of a corrosion runoff

- If the number of pits is inferior to 50, specify the number of pits
- If the number of pits is superior to 50 pits, indicate “more than 50 pits”.

The fog parameters and corrosion check shall be registered in accordance with your process.

#### **Definition of test specimens**



Revision No. 1	Page 2 of 3	<b>Technical Definition</b>  Salt spray – Corrosion - Aluminium panels
		
<b>Kit 7-2-2022 PTP Metallic</b>		

4. The following information is to be reported:

Characteristic	Unit	Significant digits	Mandatory / Not mandatory	Evaluated Yes/no
Specimen ID	N/A	N/A	Mandatory	No
Observed number of pits at 48 hours	Pits	XX	Mandatory	<b>Yes</b>
Observed number of pits at 168 hours	Pits	XX	Mandatory	<b>Yes</b>
Observed number of pits at 336 hours	Pits	XX	Mandatory	<b>Yes</b>
Observed number of pits at 500 hours	Pits	XX	Mandatory	<b>Yes</b>
Pictures of the 3 specimens after salt spray test	N/A	N/A	Mandatory	No

All evaluated characteristics will be compared to expected results.


5. Testing shall start **as soon as test specimens are received**. Please contact the following e-mail address for any technical or administrative query.

<b>Shipment date from:</b>	<b>March 2022</b>
<b>Submission date :</b>	<b>July 1<sup>st</sup>, 2022</b>
<b>Technical and administrative support :</b>	<a href="mailto:info@ptpscheme.com">info@ptpscheme.com</a>

6. Instructions for submission of results are detailed on the website:

<https://ptpscheme.com>

7. To ensure the confidential treatment of your results in the final report, you will be allocated a unique identity number when you register for the program.
8. Collusion and falsification of your PTP results are totally forbidden. In case of identification or suspicion of collusion or falsification, the laboratory will be excluded from the program and the sponsors will be immediately informed. The sponsors could ask you proofs of your records and analyses, so be sure to conserve data, curves and specimens.
9. The tested specimens do not need to be sent back to PTP team.

Revision No. 1	Page 3 of 3	<b>Technical Definition</b>  Salt spray – Corrosion - Aluminium panels
		
<b>Kit 7-2-2022 PTP Metallic</b>		

APPENDIX: Instructions for IRR participation

The Internal Round Robin participation (IRR) is **optional** and **independent** from your PTP participation.

**Confidentiality:** The IRR results and reports are confidential and only accessible by your laboratory. They are not shared with the scheme sponsors or any other accreditation or certification bodies.

The extra samples shall be tested according to the following table:

	Operator 1	Operator 2	Operator 3	Operator 4	Operator X
<b>Test machine 1</b>	PTP kit (4 samples)	2 samples	2 samples	2 samples	2 samples
<b>Test machine 2</b>	2 samples				
<b>Test machine 3</b>	2 samples				
<b>Test machine Y</b>	2 samples				

**Operator 1** (OP1) is to be the most experienced operator currently conducting tests on a regular basis and shall perform tests on all machines (TM1, TM2, TM3...)

**Test Machine 1** (TM 1) is to be the most utilised machine for this test in your laboratory and shall be tested by all operators (OP1, OP2, OP3...)

**Example:** A laboratory has 2 operators and 3 test machines. They receive a PTP kit and 6 extra specimens.

Operator 1 shall test the PTP kit on TM1, 2 specimens on TM2 and 2 specimens on TM3.

Operator 2 shall test 2 specimens on TM1.

The IRR results have to be submitted on a separate results form available on the PTP website.

The identification of operators and test machines you provide will appear on the IRR final report. These identifications will not be seen by other laboratories.

The IRR results will be classified against the acceptance classes of the kit 7-2-2022.

**Reminder:** Laboratories are not permitted to switch specimens between the PTP kit and IRR samples. The traceability of the samples will be checked during the evaluation. Laboratories found to have switched samples will invalidate their PTP participation.

REVISION HISTORY

Issue Date	Issue N°	Changes
15/12/2021	1	Document creation