

Technical Definition

Adhesion test – Aluminium painted panels

You shall respect the HSE policy of your laboratory for each performed test.

Please read these instructions carefully BEFORE starting the tests.

1. 4 painted specimens (80 x 125 x 1 mm) are supplied to each participant – all specimens need to be tested.
If one result is missing your test will be considered as an outlier. An RCA shall be completed.
2. No additional machining of specimens is required
3. Each participant is required to determine the adhesion of each specimen as indicated below:

Adhesion test - Cross cut test

Tests shall be carried out in accordance with **ISO 2409 (2020)** using an adhesive tape and pulled off it at a steady rate at an angle as close as possible to 60°. This test shall be conducted at **initial stage** and **after immersion (14 days) in water** ($23 \pm 2^\circ\text{C}$) according to **ISO 2812-2 (2018)**.

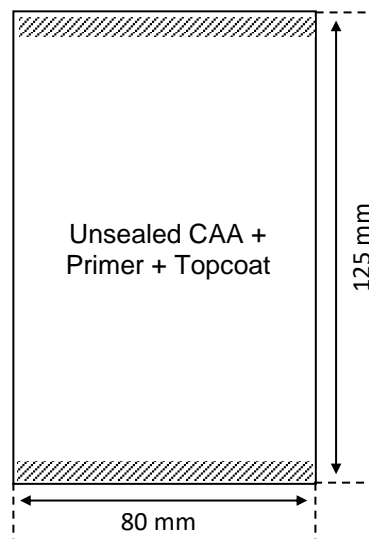
All the specimens shall be tested for each condition (dry and wet).


Tests shall be performed on the non-marked face.

After immersion, the test has to be performed **within 1 hour**.

Definition of test specimens

Material: 2024 T3



Revision No. 2	Page 2 of 3	Technical Definition Adhesion test – Aluminium painted panels
		
Kit 10-9 2022 PTP Metallic		

4. The following information is to be reported:

Characteristic	Unit	Significant digits	Mandatory / Not mandatory	Evaluated Yes/no
Specimen ID	N/A	N/A	Mandatory	No
Type of tape	N/A	N/A	Mandatory	No
Cross cut area affected before immersion	%	XX	Mandatory	Yes
Classification before immersion	N/A	X	Mandatory	Yes
Cross cut area affected after immersion	%	XX	Not mandatory if not qualified	Yes
Classification after immersion	N/A	X	Not mandatory if not qualified	Yes
Pictures of specimens after testing	Uploaded :Yes /No		Mandatory	Yes

All evaluated characteristics will be compared to expected results.

Nota : Upload of pictures of specimens after testing are mandatory. Absence of these pictures will result an outlier situation.

5. Testing shall start **as soon as test specimens are received**. Please contact the following e-mail address for any technical or administrative query.

Shipment date from:	March 2022
Submission date :	July 1st, 2022
Technical and administrative support :	info@ptpscheme.com


6. Instructions for submission of results are detailed on the website:

<https://ptpscheme.com>

7. To ensure the confidential treatment of your results in the final report, you will be allocated a unique identity number when you register for the program.

8. Collusion and falsification of your PTP results are totally forbidden. In case of identification or suspicion of collusion or falsification, the laboratory will be excluded from the program and the sponsors will be immediately informed. The sponsors could ask you proofs of your records and analyses, so be sure to conserve data, curves and specimens.

9. The tested specimens do not need to be sent back to the PTP office.

Revision No. 2	Page 3 of 3	Technical Definition Adhesion test – Aluminium painted panels
		
Kit 10-9 2022 PTP Metallic		

APPENDIX : Instructions for IRR participation

The Internal Round Robin participation (IRR) is **optional** and **independent** from your PTP participation.

Confidentiality : The IRR results and reports are confidential and only accessible by your laboratory. They are not shared with the scheme sponsors or any other accreditation or certification bodies.

The extra samples shall be tested according to the following table:

	Operator 1	Operator 2	Operator 3	Operator 4	Operator X
Test machine 1	PTP kit (4 samples)	2 samples	2 samples	2 samples	2 samples
Test machine 2	2 samples				
Test machine 3	2 samples				
Test machine Y	2 samples				

Operator 1 (OP1) is to be the most experienced operator currently conducting tests on a regular basis and shall perform tests on all machines (TM1, TM2, TM3...)

Test Machine 1 (TM 1) is to be the most utilised machine for this test in your laboratory and shall be tested by all operators (OP1, OP2, OP3...)

Example: A laboratory has 2 operators and 3 test machines. They receive a PTP kit and 6 extra specimens.

Operator 1 shall test the PTP kit on TM1, 2 specimens on TM2 and 2 specimens on TM3.

Operator 2 shall test 2 specimens on TM1.

The IRR results have to be submitted on a separate results form available on the PTP website.

The identification of operators and test machines you provide will appear on the IRR final report. These identifications will not be seen by other laboratories.

The IRR results will be classified against the acceptance classes of the kit 10-9-2022.

Reminder: Laboratories are not permitted to switch specimens between the PTP kit and IRR samples. The traceability of the samples will be checked during the evaluation. Laboratories found to have switched samples will invalidate their PTP participation.

REVISION HISTORY

Issue Date	Issue N°	Changes
15/12/2021	1	Document creation
22/03/2022	2	Pictures of specimens after testing mandatory