


Revision No. 1	Page 1 of 3	Technical Definition Rotative Bending test – E35NCD16
		
Kit 9-4-2022 PTP Metallic		

You shall respect the HSE policy of your laboratory for each performed test.

Instructions to participant laboratories

Please read these instructions carefully BEFORE starting the tests.

1. Five blanks (∅ 25x 160 mm) are supplied to each participant – five results must be provided.
In case of :
 - loss or deterioration of PTP sample(s) please contact your sponsor for a replacement kit.
 - A decision to exclude the results of one of the samples, you shall provide a short root cause analysis to explain.


If one result is missing your test will be considered as an outlier. A RCA shall be completed.

2. The participants are free to choose the geometry of the samples.
The **Kt** of the machined samples shall be as close as possible to **1**.
3. All tests have to be performed at room temperature in accordance with the requirements of **ISO 1143 (2010)** and the below conditions.

Temperature (°C)	Room Temperature
Frequency	Below 100 Hz
Imposed max stress (MPa)	710
N stop (cycles)	10 000 000

The tests shall be performed respecting the following conditions:

- One operator only
- One machine only
- Machining performed in sequence

Revision No. 1	Page 2 of 3	Technical Definition Rotative Bending test – E35NCD16
		
Kit 9-4-2022 PTP Metallic		

4. The following information is to be reported:

Characteristic	Unit	Significant digits	Mandatory / Not mandatory	Evaluated Yes/no
Room temperature	°C	XX,X	Mandatory	No
Dimensions	mm	X,XX	Mandatory	No
Specimen Kt	N/A	X,XXX	Mandatory	No
Test frequency	Hz	XX	Mandatory	No
Number of cycles	Cycles	XXX XXX	Mandatory	Yes
Pictures or drawing of the test bench	N/A	N/A	Mandatory	No

All evaluated characteristics will be analysed according to the algorithm A (ISO 13528 – 2015) and evaluated using z-score. The algorithm will be applied to the logarithm of the number of cycles.

5. Machining shall start **as soon as test specimens are received**. Please contact the following e-mail address for any technical or administrative query.

Submission date :	May 1st, 2022
Technical and administrative support :	info@ptpscheme.com


6. Instructions for submission of results are detailed on the website:

<https://ptpscheme.com>

7. To ensure the confidential treatment of your results in the final report, you will be allocated a unique identity number when you register for the program.

8. Collusion and falsification of your PTP results are totally forbidden. In case of identification or suspicion of collusion or falsification, the laboratory will be excluded from the program and the sponsors will be immediately informed. The sponsors could ask you proofs of your records and analyses, so be sure to conserve data, curves and specimens.

9. The tested specimens do not need to be sent back to the PTP office.

Revision No. 1	Page 3 of 3	Technical Definition Rotative Bending test – E35NCD16
		
Kit 9-4-2022 PTP Metallic		

APPENDIX : Instructions for IRR participation

The Internal Round Robin participation (IRR) is **optional** and **independent** from your PTP participation. The extra samples shall be tested according to the following table:

	Operator 1	Operator 2	Operator 3	Operator 4	Operator X
Test machine 1	PTP kit (5 samples)	3 samples	3 samples	3 samples	3 samples
Test machine 2	3 samples				
Test machine 3	3 samples				
Test machine Y	3 samples				

Operator 1 (OP1) is to be the most experienced operator currently conducting tests on a regular basis and shall perform tests on all machines (TM1, TM2, TM3...)

Test Machine 1 (TM 1) is to be the most utilised machine for this test in your laboratory and shall be tested by all operators (OP1, OP2, OP3...)

Example: A laboratory has 2 operators and 3 test machines. They receive a PTP kit and 3 extra specimens.

Operator 1 shall test the PTP kit on TM1, 1 specimen on TM2 and 1 specimen on TM3.

Operator 2 shall test 1 specimen on TM1.

The IRR results have to be submitted on a separate results form available on the PTP website. The identification of operators and test machines you provide will appear on the IRR final report. These identifications will not be seen by other laboratories.

The IRR results will be classified against the acceptance classes of the kit 9-4-2022.

Reminder: Laboratories are not permitted to switch specimens between the PTP kit and IRR samples.

REVISION HISTORY

Issue Date	Issue N°	Changes
07/12/2021	1	Document creation